



BC847B
BC847C

SMALL SIGNAL NPN TRANSISTORS

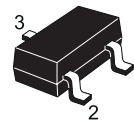
PRELIMINARY DATA

Type	Marking
BC847B	1F
BC847C	1G

- SILICON EPITAXIAL PLANAR NPN TRANSISTORS
- MINIATURE SOT-23 PLASTIC PACKAGE FOR SURFACE MOUNTING CIRCUITS
- TAPE AND REEL PACKING
- BC847B - THE PNP COMPLEMENTARY TYPE IS BC857B

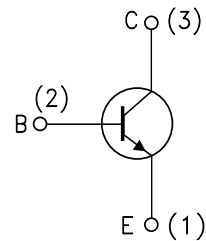
APPLICATIONS

- WELL SUITABLE FOR PORTABLE EQUIPMENT
- SMALL LOAD SWITCH TRANSISTORS WITH HIGH GAIN AND LOW SATURATION VOLTAGE



SOT-23

INTERNAL SCHEMATIC DIAGRAM



ABSOLUTE MAXIMUM RATINGS

Symbol	Parameter	Value	Unit
V_{CBO}	Collector-Base Voltage ($I_E = 0$)	50	V
V_{CEO}	Collector-Emitter Voltage ($I_B = 0$)	45	V
V_{EBO}	Emitter-Base Voltage ($I_C = 0$)	6	V
I_C	Collector Current	100	mA
I_{CM}	Collector Peak Current	200	mA
P_{tot}	Total Dissipation at $T_C = 25\text{ }^\circ\text{C}$	250	mW
T_{stg}	Storage Temperature	-65 to 150	$^\circ\text{C}$
T_j	Max. Operating Junction Temperature	150	$^\circ\text{C}$

BC847B / BC847C

THERMAL DATA

R _{thj-amb} •	Thermal Resistance Junction-Ambient	Max	500	°C/W
------------------------	-------------------------------------	-----	-----	------

• Device mounted on a PCB area of 1 cm².

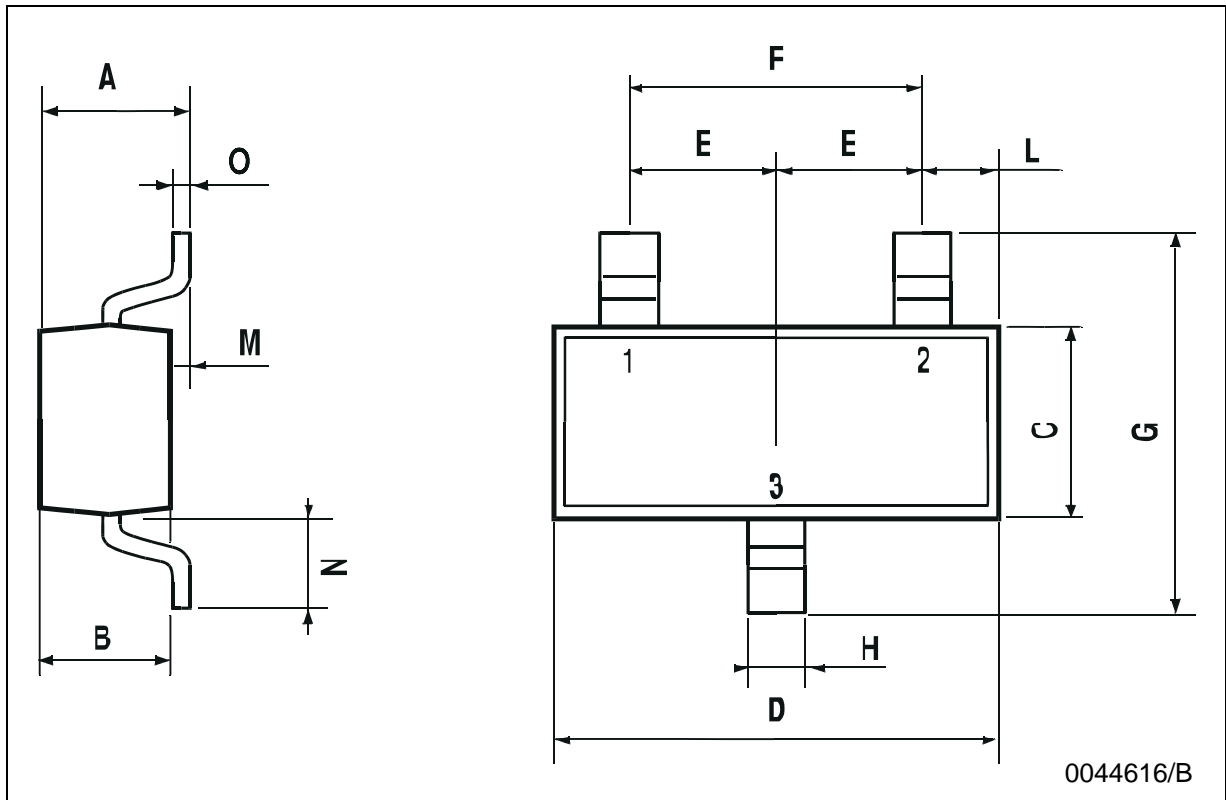
ELECTRICAL CHARACTERISTICS (T_{case} = 25 °C unless otherwise specified)

Symbol	Parameter	Test Conditions	Min.	Typ.	Max.	Unit
I _{CB0}	Collector Cut-off Current (I _E = 0)	V _{CB} = 30 V V _{CB} = 30 V T _C = 150 °C			15 5	nA μA
I _{EBO}	Emitter Cut-off Current (I _C = 0)	V _{EB} = 5 V			100	nA
V _{(BR)CBO}	Collector-Base Breakdown Voltage (I _E = 0)	I _C = 10 μA	50			V
V _{(BR)CEO*}	Collector-Emitter Breakdown Voltage (I _B = 0)	I _C = 2 mA	45			V
V _{(BR)EBO}	Emitter-Base Breakdown Voltage (I _C = 0)	I _E = 10 μA	6			V
V _{CE(sat)*}	Collector-Emitter Saturation Voltage	I _C = 10 mA I _B = 0.5 mA I _C = 100 mA I _B = 5 mA		0.09 0.2	0.25 0.6	V V
V _{BE(sat)*}	Base-Emitter Saturation Voltage	I _C = 10 mA I _B = 0.5 mA I _C = 100 mA I _B = 5 mA		0.7 0.9		V V
V _{BE(on)*}	Base-Emitter On Voltage	I _C = 2 mA V _{CE} = 5 V I _C = 10 mA V _{CE} = 5 V	0.58	0.66	0.7 0.77	V V
h _{FE*}	DC Current Gain	I _C = 10 μA V _{CE} = 5 V for BC847B for BC847C I _C = 2 mA V _{CE} = 5 V for BC847B for BC847C		150 270 200 420	450 800	
f _T	Transition Frequency	I _C = 10 mA V _{CE} = 5 V f = 100MHz	100			MHz
C _{CBO}	Collector-Base Capacitance	I _E = 0 V _{CB} = 10 V f = 1 MHz		2.5		pF
NF	Noise Figure	V _{CE} = 5 V I _C = 0.2 mA f = 1KHz Δf = 200 Hz R _G = 2 KΩ		2	10	dB

* Pulsed: Pulse duration = 300 μs, duty cycle ≤ 2 %

SOT-23 MECHANICAL DATA

DIM.	mm			mils		
	MIN.	TYP.	MAX.	MIN.	TYP.	MAX.
A	0.85		1.1	33.4		43.3
B	0.65		0.95	25.6		37.4
C	1.20		1.4	47.2		55.1
D	2.80		3	110.2		118
E	0.95		1.05	37.4		41.3
F	1.9		2.05	74.8		80.7
G	2.1		2.5	82.6		98.4
H	0.38		0.48	14.9		18.8
L	0.3		0.6	11.8		23.6
M	0		0.1	0		3.9
N	0.3		0.65	11.8		25.6
O	0.09		0.17	3.5		6.7



Information furnished is believed to be accurate and reliable. However, STMicroelectronics assumes no responsibility for the consequences of use of such information nor for any infringement of patents or other rights of third parties which may result from its use. No license is granted by implication or otherwise under any patent or patent rights of STMicroelectronics. Specification mentioned in this publication are subject to change without notice. This publication supersedes and replaces all information previously supplied. STMicroelectronics products are not authorized for use as critical components in life support devices or systems without express written approval of STMicroelectronics.

The ST logo is a trademark of STMicroelectronics

© 2002 STMicroelectronics – Printed in Italy – All Rights Reserved

STMicroelectronics GROUP OF COMPANIES

Australia - Brazil - Canada - China - Finland - France - Germany - Hong Kong - India - Israel - Italy - Japan - Malaysia - Malta - Morocco - Singapore - Spain - Sweden - Switzerland - United Kingdom - United States.

<http://www.st.com>

This datasheet has been download from:

www.datasheetcatalog.com

Datasheets for electronics components.